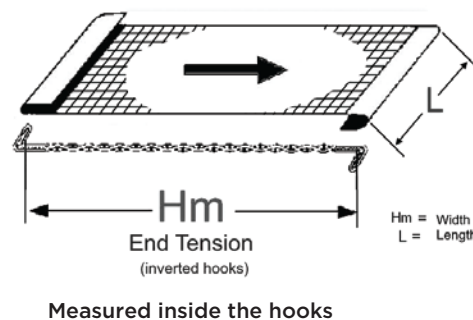
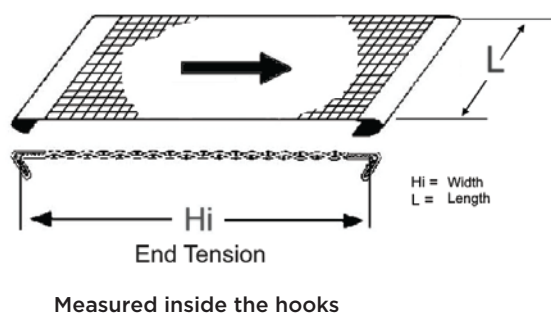
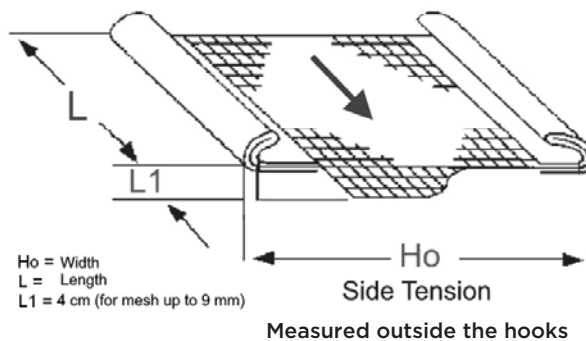
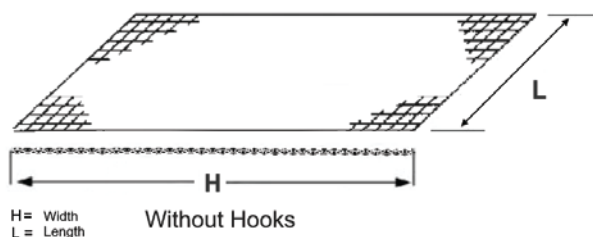


TABLE OF DIMENSIONAL TOLERANCES - WIRE SCREENS



TOLERANCES FOR NOMINAL DIMENSIONS TENSIONING TYPES



For **SIDE TENSION**, the tolerances described below are based on the expectation of a 40 mm clearance in relation to the screenwalls

WIDTH		Wire Diameter (mm)			
TENSIONING	SYMBOL	LESS THAN 1,6	BETWEEN 1,6 and 4	BETWEEN 5 and 8	GREATER THAN 8
Without hooks	H	+ 5 - 5	+ 5 / - 10		+ 5 / - 15
Side tensioned	Ho		+ 5 / - 15	+ 10 / - 15	+ 15 / - 20
End Tensioned (inverted hooks)	Hm		+ 15 / - 5	+ 15 / - 10	+ 20 / - 15
End Tensioned	Hi				

LENGTH		Wire Diameter (mm)			
TENSIONING	SYMBOL	LESS THAN 1,6	BETWEEN 1,6 and 4	BETWEEN 5 and 8	GREATER THAN 8
	L				
Without hooks, Side tensioned	H and Ho	+ 5 / - 5	+ 5 / - 10	+ 10 / - 15	+ 10 / - 20
End Tensioned	Hi and Hm	+0 / - 5	+0 / - 10		
	L1	+ 5 / - 5			