



DESENHOS TÉCNICOS



ABAS - TENSIONAMENTO



PRODUTIVA
est.1910

NR.

01

Q51- 7 - Tipos de Abas Normalizadas.CDR

ELAB. : 04 / 09 / 10

ALTERAÇÃO

10 / 04 / 2018

| COD | ABA | TENSIONAMENTO | | | NOTAS |
|----------|----------------------------------|---------------|----|--------|------------------------------------|
| | FORMA | COD | H | FIGURA | |
| Z | Chapa 1 x 175 mm | | Ho | | Aplicável a: d ≤ 1.25 mm |
| N | Chapa 1.5 x 175 mm | | Ho | | |
| | | | Hm | | |
| | | | Hi | | |
| | | D90 | Ho | | |
| | | E90 | Ho | | |
| | | D90 | Hm | | |
| | | E90 | Hm | | |
| | | 90 | Ho | | |
| | | 135 | Ho | | |
| | | R | | | |

ABAS - TENSIONAMENTO



PRODUTIVA
est.1910

NR.

02

Q51- 7 - Tipos de Abas Normalizadas.CDR

ELAB. : 04 / 09 / 10

ALTERAÇÃO

10 / 04 / 2018

| COD | ABA | TENSIONAMENTO | | | NOTAS |
|----------|---|--|----|--------|---------------------------------------|
| | FORMA | COD | H | FIGURA | |
| S | <p>Em Rede: Chapa 5 x 110 mm</p> | | Ho | | Aplicável a: d => 8 mm |
| | | | Hm | | |
| | | <p>Em Rede: Chapa 5 x 75 mm</p> | | Hi | |
| D | | | Ho | | Aplicável a: d < 8 mm |
| | | | Hm | | |
| | | | Hi | | |
| P | <p>Chapa 1.5 x 260 mm</p> | | Hm | | Aplicável a: d <= 6.3 mm |
| | | | Hi | | |
| | | PN | Hm | | |
| T | <p>Chapa 5 x 130 mm</p> | | Hm | | Aplicável a: d => 8 mm |
| | | | Hi | | |
| | | TN | Hm | | |

ABAS - TENSIONAMENTO



PRODUTIVA
est.1910

NR.

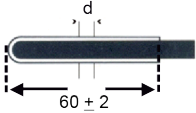
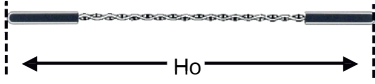
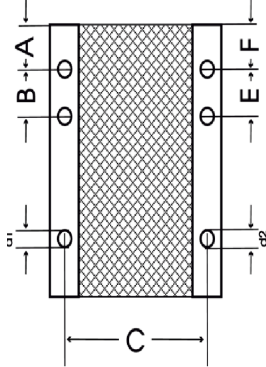
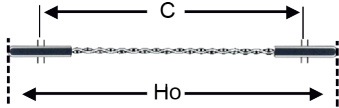
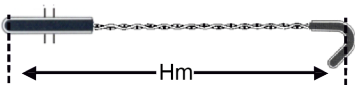
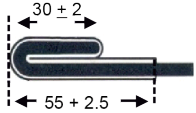
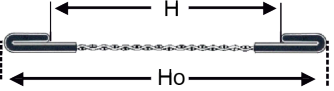
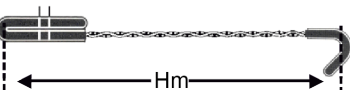
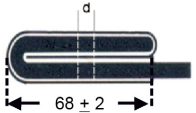
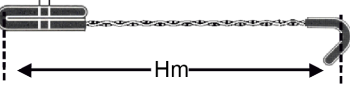
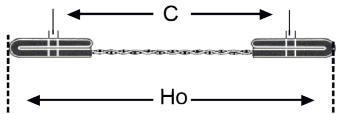
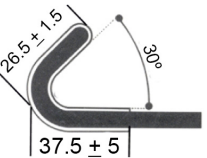
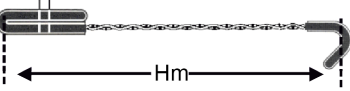
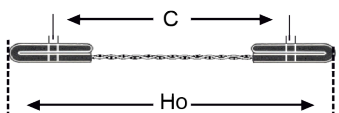
03

Q51- 7 - Tipos de Abas Normalizadas.CDR

ELAB. : 04 / 09 / 10

ALTERAÇÃO

10 / 04 / 2018

| COD | ABA | TENSIONAMENTO | | | NOTAS |
|----------|---|---------------|----|--|--|
| | FORMA | COD | H | FIGURA | |
| H |  <p>Chapa 1.6 x 125 mm Quando tiver furação: d ≤ 4mm W ≤ 10mm</p> | | Ho |  |  |
| | | | Ho |  | |
| | | HN | Hm |  | |
| I |  <p>Chapa 1.5 x 175 mm</p> | | Ho |  | |
| | | | Hm |  | |
| A |  <p>Chapa 1.5 x 260 mm Aplicável a: d ≤ 3.15 mm</p> | | Hm |  | |
| | | | Ho |  | |
| M |  <p>Chapa 1.5 x 125 mm</p> | | Ho |  | |
| | | | Hi |  | |
| | | | | | |